

Planning and Community Development Committee Dashboard

October to September FY 2021 Activity



127%
Under 1 Roof
FY 21 Goal is 225



89%
¹ Minor Repair Program
FY 21 Goal is 53



93%
² Owner Occupied Rehab
FY 21 Goal is 67



197
DHS Encampment Events



83%
Haven total Enrollment and
Occupancy Rate



37%
Percent of clients exiting Haven to
permanent housing



Total EHAP Expended: \$139.3 M
\$37 M Remaining



Total People Assisted by EHAP: 124,609



Eviction Update
Households receiving Right to Counsel legal aid: 1,064
Court Team Tracked Resets: 1,472 Dismissals: 1,037

Dashboard for October 1 to September 14, 2021 Planning and Community Development Committee September 21, 2021

1. Includes 16 completed, 31 in progress and 6 projects in pipeline

2. Includes 62 in progress and 5 projects in pipeline

FY 2021 Under 1 Roof Program

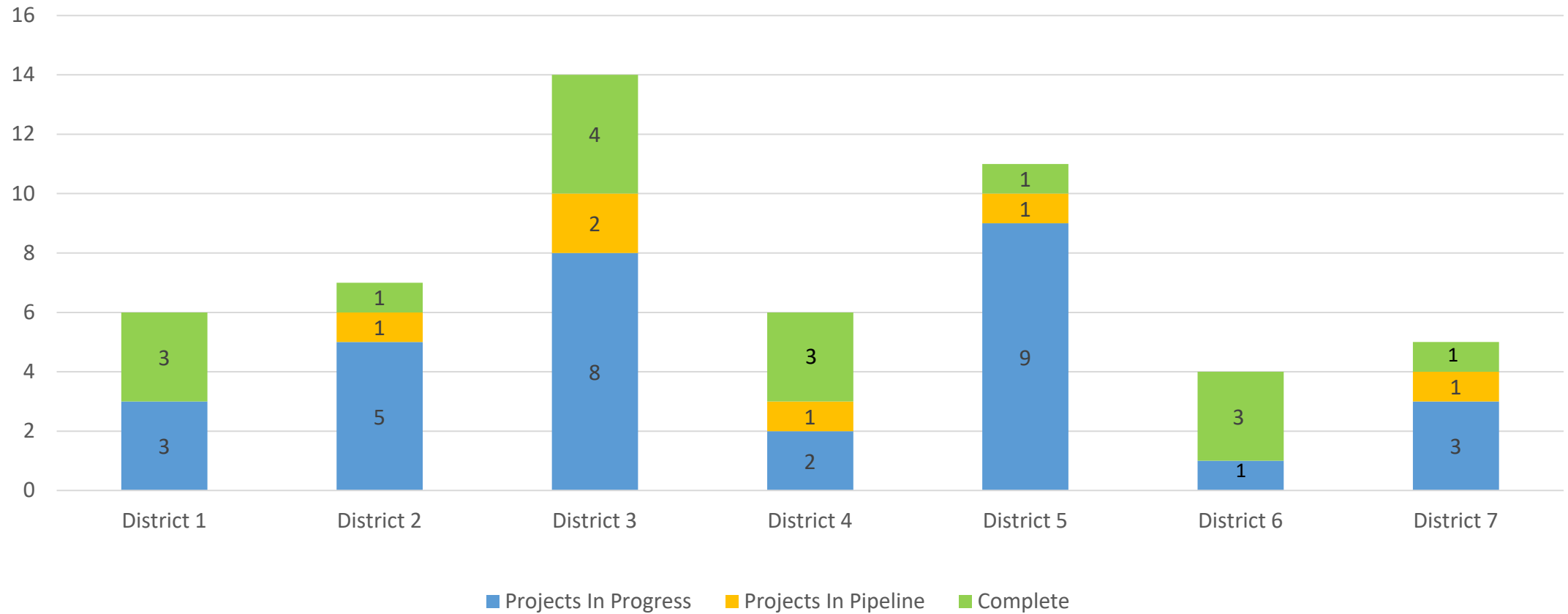
NHSD completed 287 roofs in FY 2021 which represents 127% of the 225 goal.

	D1	D2	D3	D4	D5	D6	D7	D8	D9	D10	Total
Slots Allotted Per Equity Metrics	29	38	43	31	37	25	18	2	1	1	225
Roofs Completed October-May	30	36	67	22	51	17	20	1	2	2	248
Roofs Completed in June	6	7	1	10	5	4	5	1	0	0	28
TOTAL ROOFS COMPLETED	36	43	68	32	56	21	25	2	2	2	287

**NHSD stopped accepting Under 1 Roof applications on June 15, 2021 due to exhaustion of funding*

As of 09/14/2021

FY 2021 Minor Repair Program Total: 53 Funded Projects



16 Projects Complete

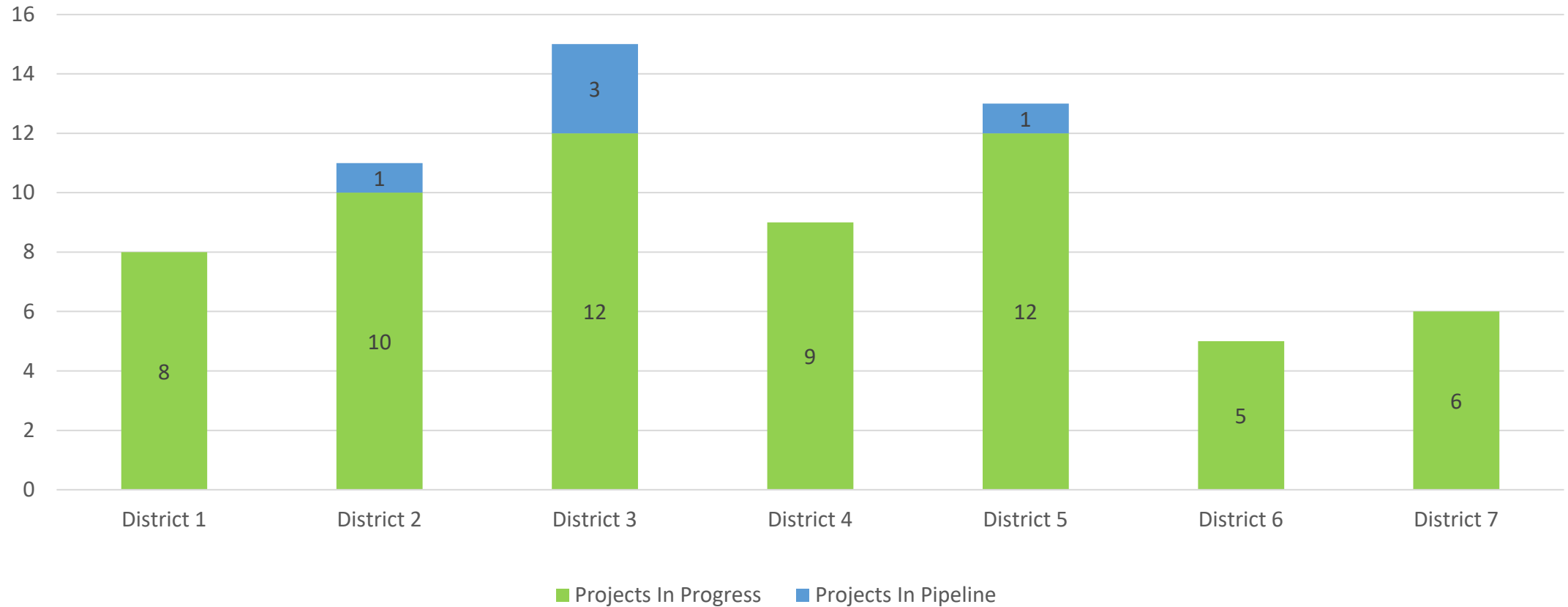
31 Projects in Progress are pending construction start date or under construction.

6 Projects in Pipeline* are pending program qualification completion (title clearance, insurance verification, etc.).

**Merced Housing Texas selected to complete Minor Repairs in the pipeline*

As of 09/14/2021

FY 2021 Owner-Occupied Rehabilitation & Reconstruction Program Total: 67 Funded Projects



62 Projects in Progress are pending construction start date or under construction.

5 Projects in Pipeline are pending program qualification completion (title clearance, insurance verification, etc.).

Neighborhood & Housing Services Department Emergency Housing Assistance Program (EHAP) Dashboard As of September 15, 2021

Applications Received
79,341

Processed
75,393

Approved
47,231

Pending Manager Approval /
Denial
201

Denied
27,961

In Progress
3,948

Application Not Complete
(Pending Info)
339

Under Review
3,609

As of
Sep 15

Total Expended
\$139.3M

\$139,265,288



Rent & Mortgage
\$117,057,635



CPS
\$11,683,082



SAWS
\$1,997,733



Internet
\$496,237



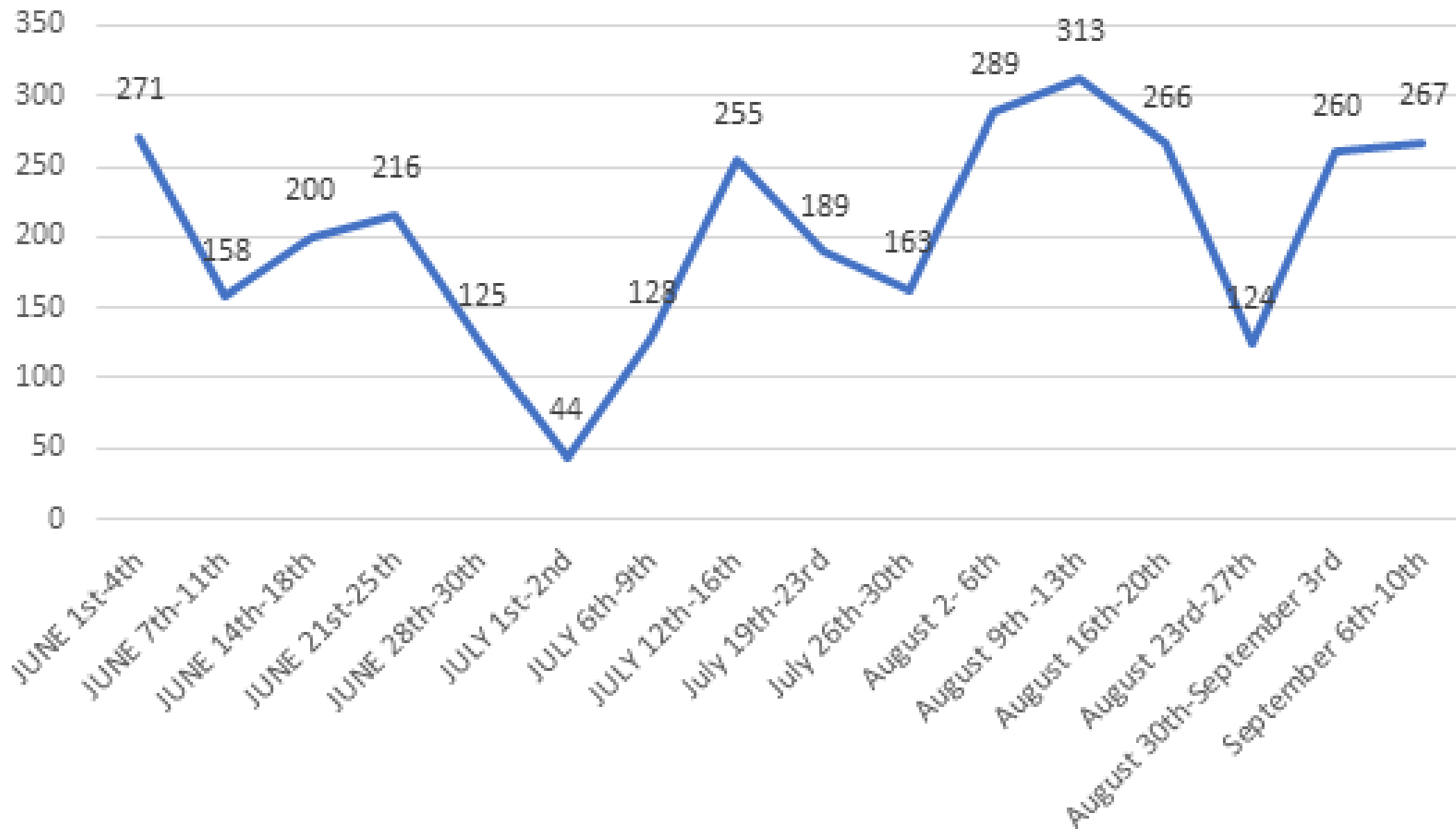
Cash Assistance (FII)
\$8,030,600

Total People
Assisted
124,609

Avg. Assistance
Per Person
\$1,118

Avg. Assistance
Per Household
\$2,949

Weekly Eviction Filings (June- September 10th, 2021)



DHS Homeless Services

Metric	FY 2021 to-date (August 2021)	FY 2021 Estimate/Target	FY 2022 Projected
Number of DHS coordinated encampment events	197	220	220
Clients engaged in active case management by DHS street outreach	123	130	250
Total 311 calls responded to by DHS street outreach	113	225	225
Percent of clients exiting Haven for Hope Campus to permanent housing*	37% (392 individuals housed YTD)	35%	35%
Haven for Hope total enrollment and occupancy rate**	83% (1,145 individuals enrolled)	N/A	N/A

* 1,073 total client exiting

** 1,382 total Haven bed count